

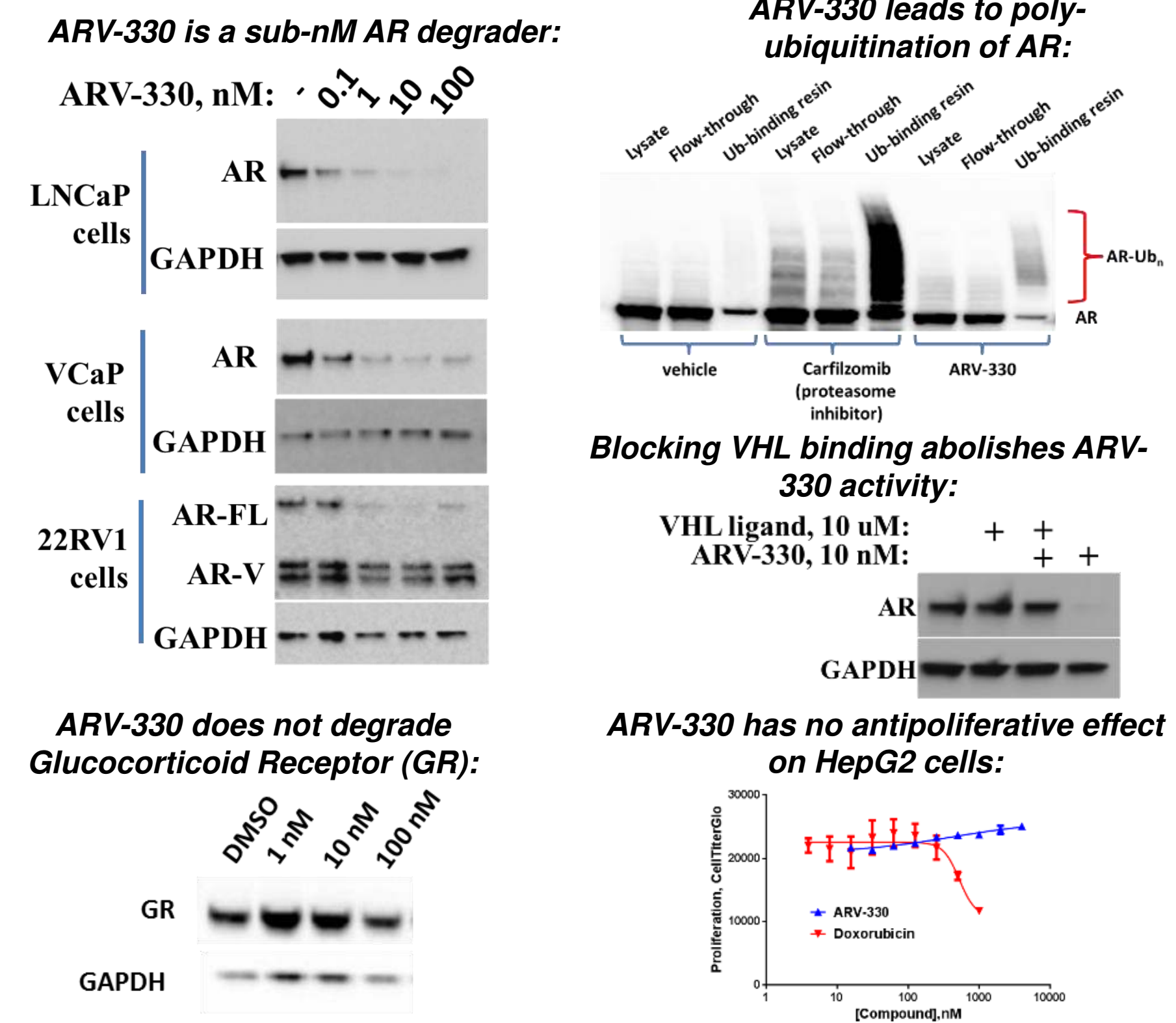
## Abstract

Patients with prostate cancer who progress on therapy often have enhanced Androgen Receptor (AR) signaling due to several mechanisms: increased androgen production, increased AR expression and/or specific AR mutations that render current therapies ineffective. A novel approach to block AR signaling is to specifically target AR for degradation. To do this, we have created AR PROTACs (PROtein-TARgeting Chimeras), bi-functional molecules that have an AR binding moiety on one end and an E3 ligase-recruiting element on the other end, which leads to AR ubiquitination and degradation. We have applied this technology to determine if it could address mechanisms of resistance to current therapy in prostate cancer models.

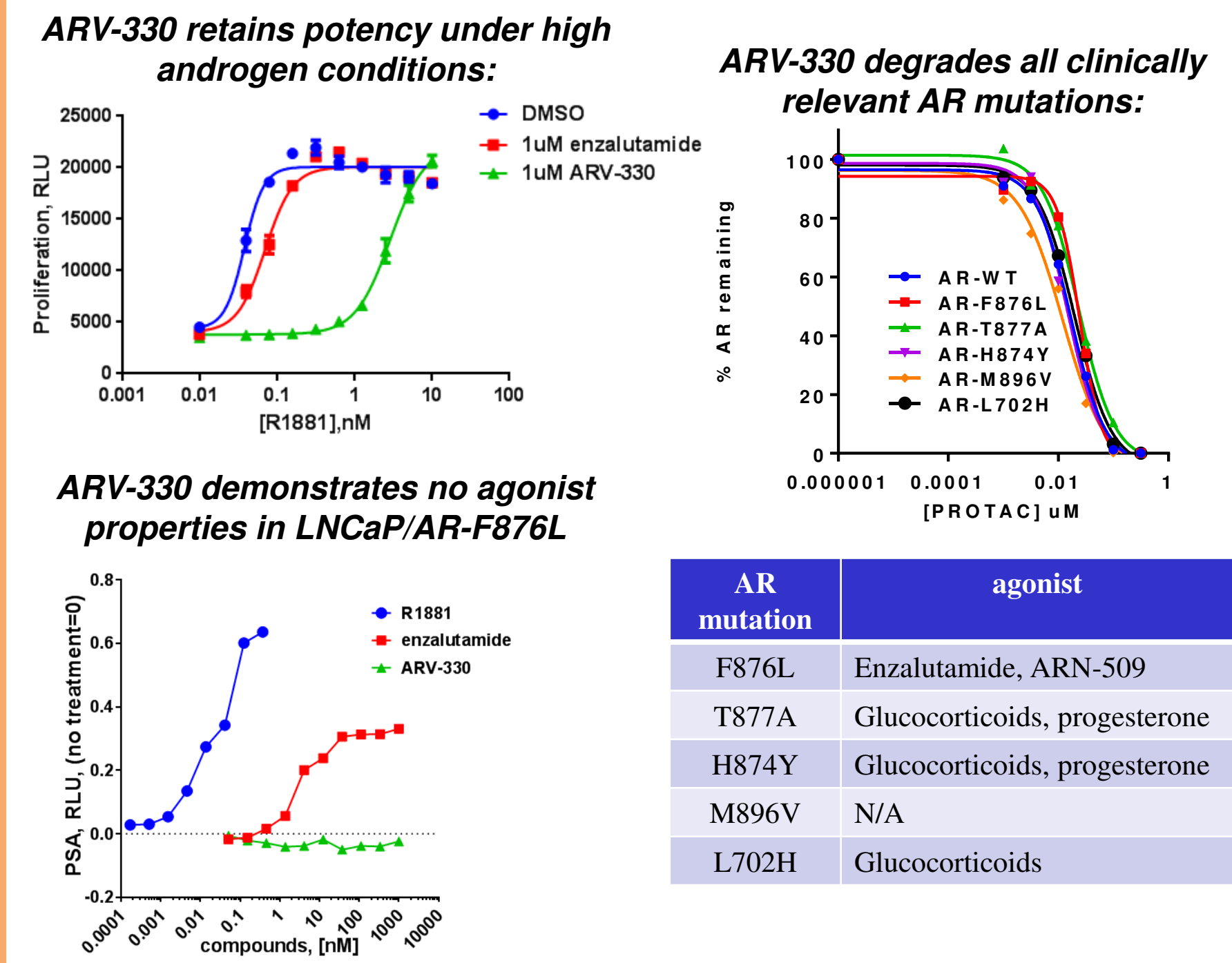
Our lead AR PROTAC, ARV-330, degrades AR in LNCaP and VCaP cells with 50% degradation concentrations (DC50s) < 1nM. AR degradation had functional consequences in cells, suppressing the AR target gene PSA, inhibiting proliferation, and potently inducing apoptosis in VCaP cells, with maximal apoptosis observed around 20 nM, versus 1 uM for enzalutamide. While both ARV-330 and enzalutamide block proliferation of VCaP cells in response to 0.1 nM of the AR agonist R1881, enzalutamide lost anti-proliferative potency with increasing R1881 concentrations, whereas ARV-330 maintained anti-proliferative effects. In cells containing the ARF876L mutation, enzalutamide was ineffective; however, ARV-330 maintained complete effectiveness. In mice, ARV-330 exhibited good pharmacokinetic properties, with t1/2 values of several hours and bioavailability of >80% after sc injection. Treatment of mice with ARV-330, at doses ranging from 0.3 to 10 mg/kg, resulted in reduction of AR protein levels and prostate involution in normal mice and, in mice implanted with VCaP tumors, reduction in plasma PSA and blockade of tumor growth.

In summary, the AR PROTAC ARV-330 removes AR from prostate cancer cells in a potent manner and produces therapeutic effects as a result. This cellular efficacy has translated into biomarker activity and efficacy in animal models, and ARV-330 is now in preclinical development. Thus, targeted degradation of AR may provide a novel mechanism for providing efficacious therapy for patients with prostate cancer for whom current therapies have failed.

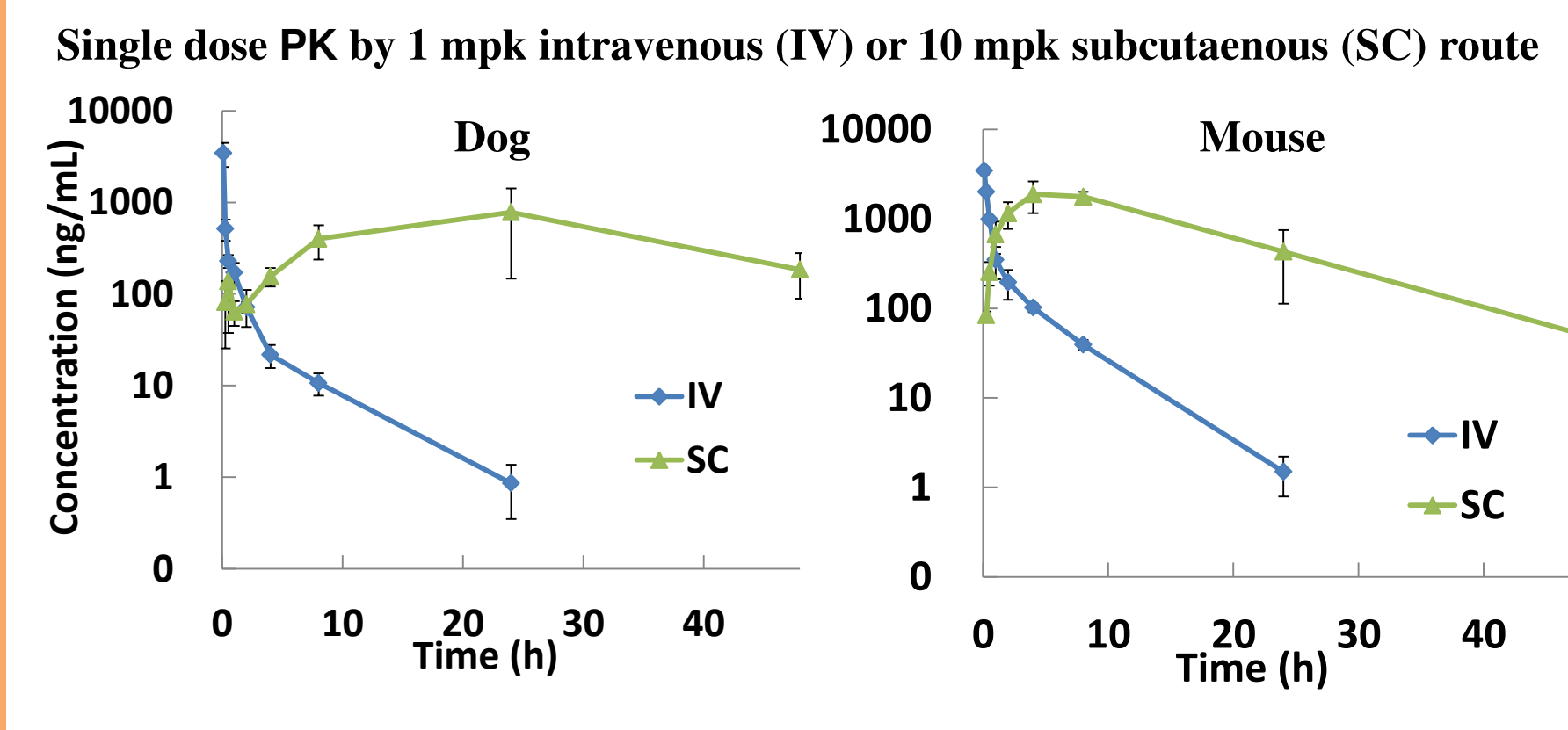
## ARV-330: potent, VHL specific and selective AR degrader



## ARV-330 retains potency in high androgen milieu and across AR mutations



## ARV-330 exhibits favorable pharmacokinetic (PK) profile – representative curves shown

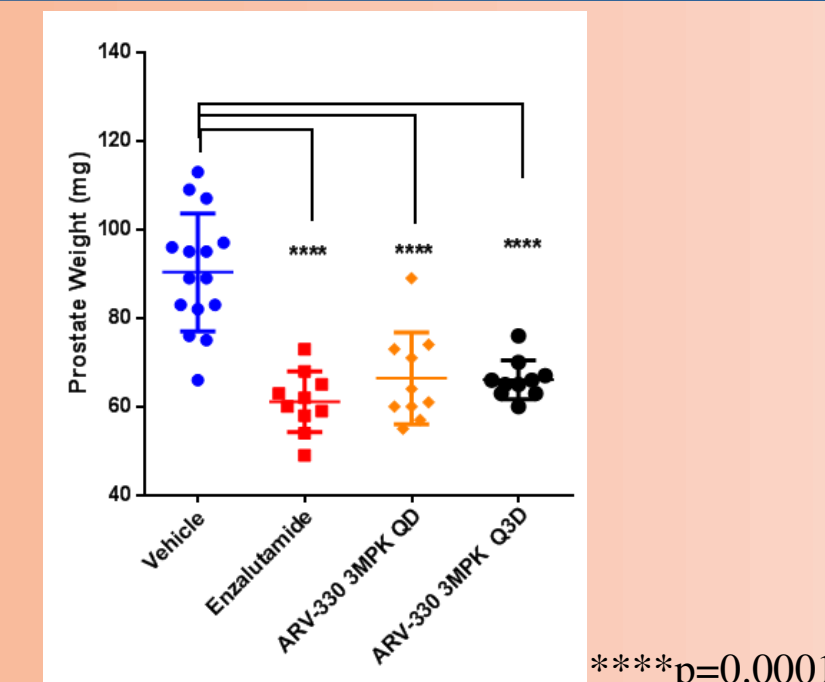


## ARV-330 leads to mouse prostate involution

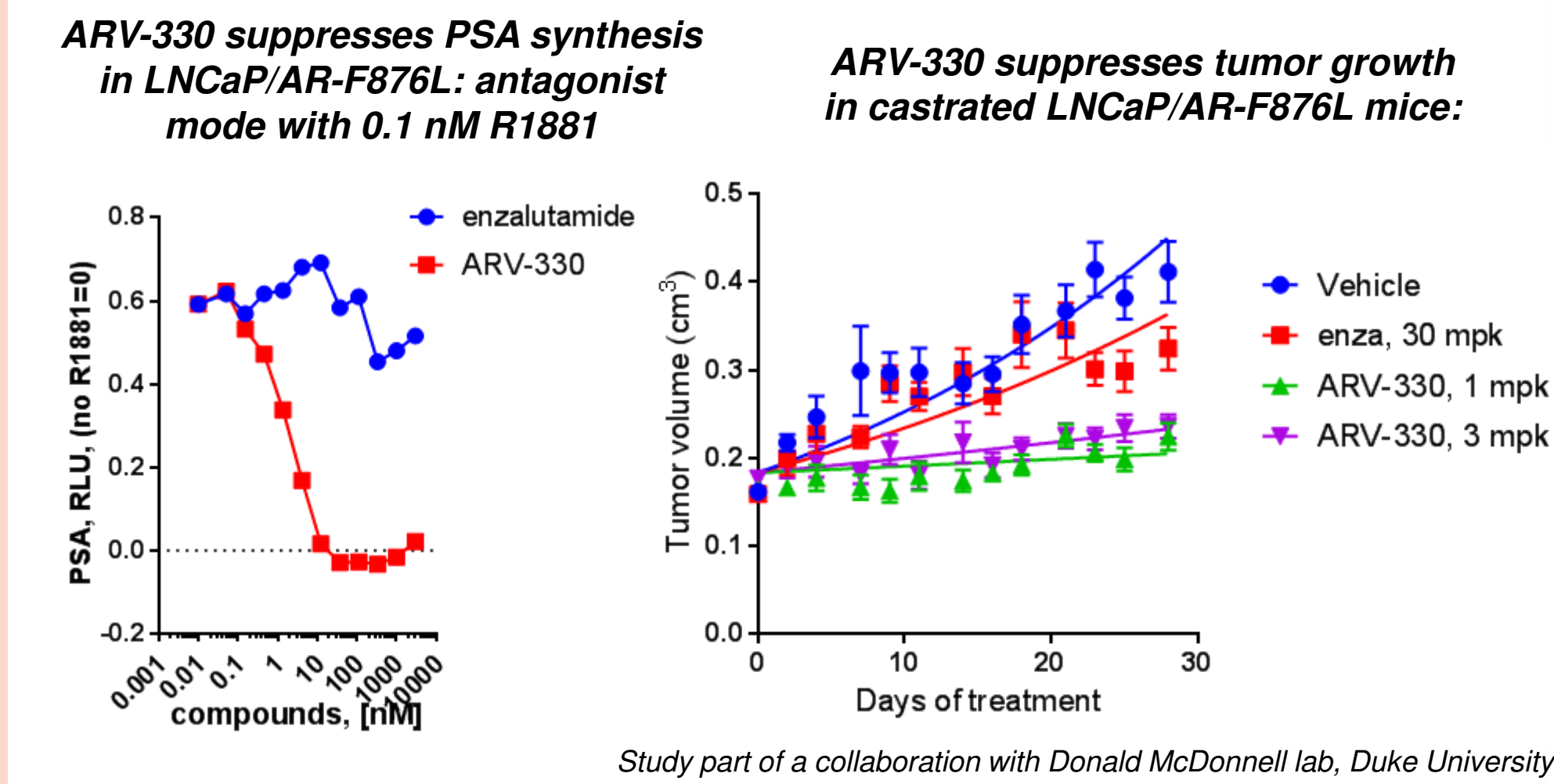
**Ten day mouse prostate involution assay treatment arms:**

- Enzalutamide: 30 mpk, PO, QD
- ARV-330: 3 mpk, SC, QD
- ARV-330: 3 mpk, SC, Q3D

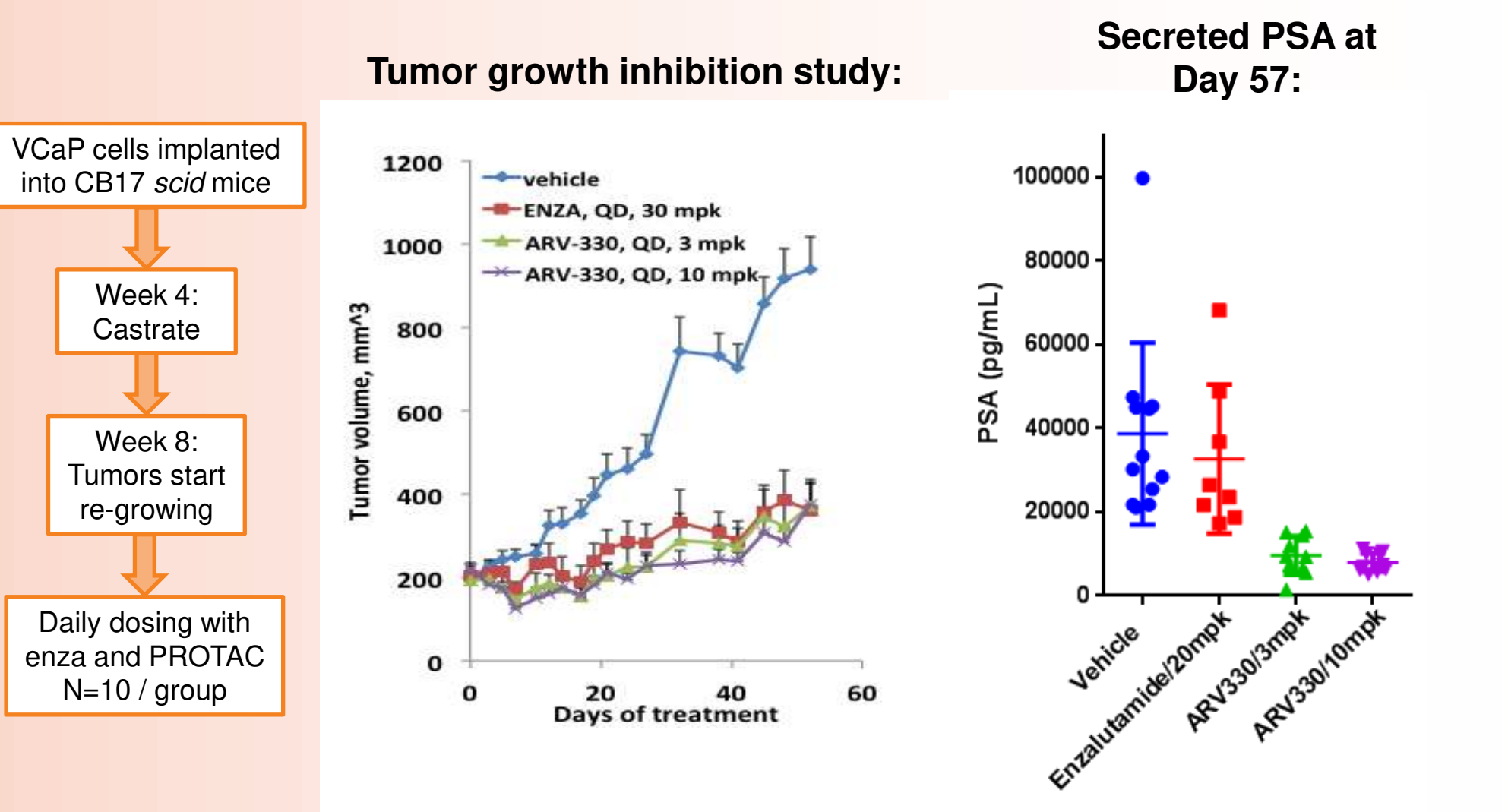
**Robust efficacy observed with daily and intermittent dosing of ARV-330**



## ARV-330 shows robust activity in enzalutamide resistant AR-F876L tumor model



## ARV-330 demonstrates antitumor activity in AR-amplified prostate cancer VCaP xenograft model



## Summary

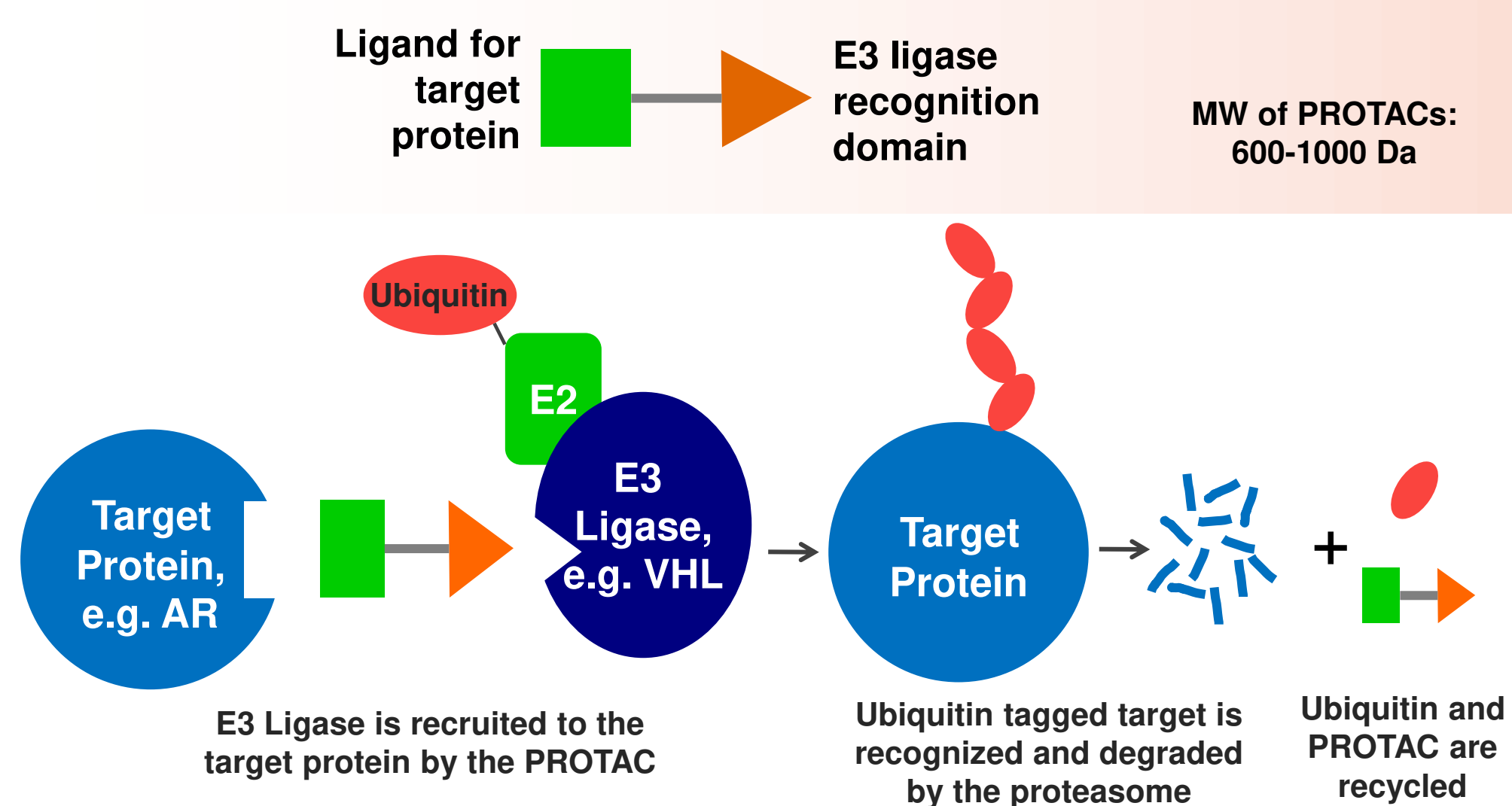
The ARV-330 demonstrates pM AR degradation potency and consistent functional activity in various *in vitro* and *in vivo* systems thought to represent the shortcomings of current prostate cancer treatment regimens.

Complete degradation of AR provides a novel mechanism to address mCRPC:

- Degradation is ideally suited for AR-amplified mCRPC
- ARV-330 targets AR irrespective of its mutational status and binding partners
- Since PROTACs only need to make a transient interaction with their targets, ARV-330 retains efficacy in a high androgen environment
- ARV-330 is currently in IND-enabling studies
- Phase 1 is designed to enroll enzalutamide-or abiraterone resistant patients, including patients positive for AR-V7

## PROTAC: PROteolysis TARgeting Chimera

- Technology developed by Prof. Craig Crews, Yale University
- Platform licensed to Arvinas in 2013



## Functional characterization of ARV-330 in vitro

